

Workforce Focus

From the Elgin, Middlesex, Oxford, Local Training Board.

In this Issue:
Rural Transitions

- Occupational Shifts
- Self-employment Trends
- Population Change Map

Employment Changes 1996-2001

Elgin, Middlesex, Oxford

Industry	Urban (> 10,000)	Small Town (1,000-9,999)	Rural
Agriculture and other Primary	-0.4%	-0.2%	-2.9%
Manufacturing and Construction	-0.1%	2.0%	1.0%
Service	0.6%	-2.1%	3.2%

Source: 2001 Census Data, Statistics Canada

Self-Employment Trends in Rural Areas

Self employment has always been high in rural areas due to farming. In 2001, 23% of rural workers were self-employed in some capacity. A major shift since the early 80's has been the increase in the number of rural people engaged in non-farm self-employment. In 2001, 16% of rural people were self-employed outside of agriculture as opposed to 12% in agriculture. Reasons for this shift are a reduction in the number of farms, the increased productivity of those that remain, and the increase in demand for non-farm labour, especially for farmer's spouses.

Source: Self-employment activity of Rural Canadians. Canadian Social trends, Statistics Canada, 2005

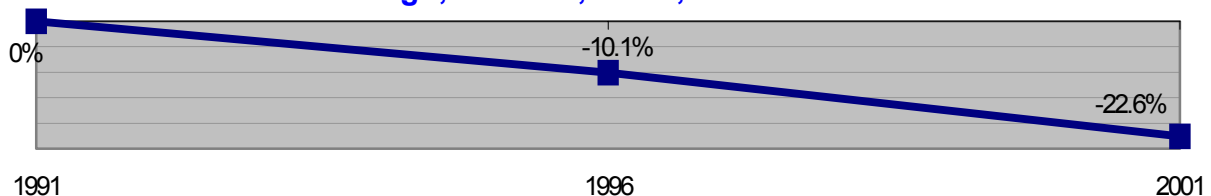
Agricultural Occupation Changes 1996-2001

Ontario and Elgin, Middlesex, Oxford

Major Occupational Group	Ontario		E.M.O.	
	#of workers 2001	1996-2001 % change	#of workers 2001	1996-2001 % change
Farmers and farm managers	53745	-3.4%	6860	0.4%
Agricultural and related service contractors and managers	1150	5.0%	135	-38.6%
Farm supervisors and specialized livestock workers	2695	-19.2%	460	53.3%
Nursery and greenhouse operators and managers	2375	31.9%	125	-37.5%
Supervisors, landscape and horticulture	3265	35.5%	105	-34.4%
General farm workers	27350	-11.5%	4240	13.2%
Nursery and greenhouse workers	8490	1.9%	810	35.0%
Harvesting labourers	3205	100.3%	235	95.8%

Source: 2001 Census Data, Statistics Canada

Agriculture and Other Primary Sector Employment Change Elgin, Middlesex, Oxford, 1991-2001

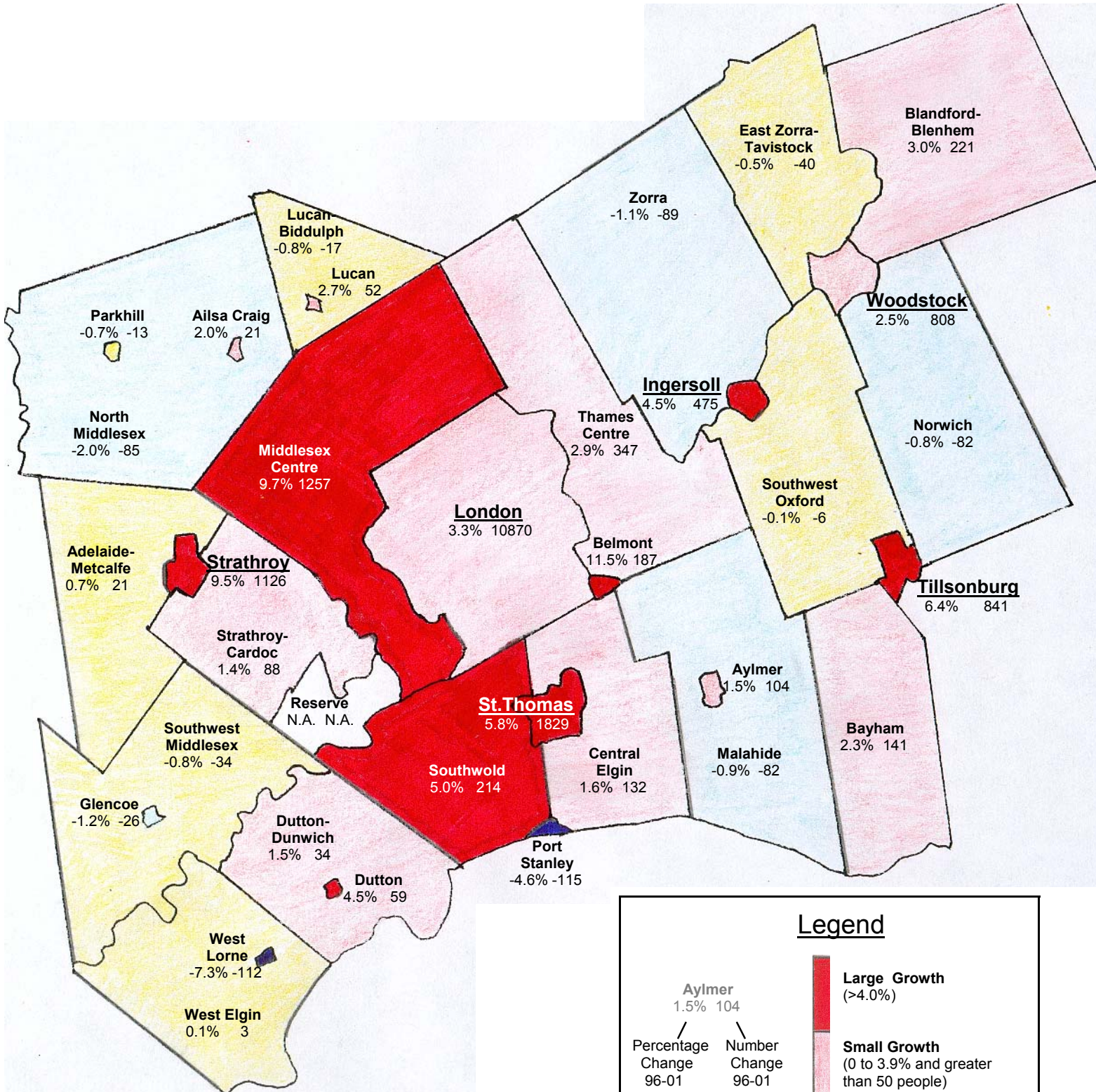


For more information please contact The Local Training Board at:
 705 Consortium Court, London ON N6E 2S8 (519) 672-3499, info@localboard.on.ca

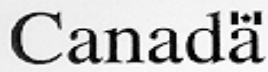
Created by: Dane Rice

Identifying Growth and Decline

Population Changes 1996-2001, Elgin, Middlesex, Oxford, Counties



Source: 2001 Census Data, Statistics Canada



THE VIEWS EXPRESSED IN THIS DOCUMENT DO NOT NECESSARILY REFLECT THOSE OF THE GOVERNMENT OF CANADA OR THE GOVERNMENT OF ONTARIO

