

Workforce Focus

From the Elgin, Middlesex, Oxford, Local Training Board.

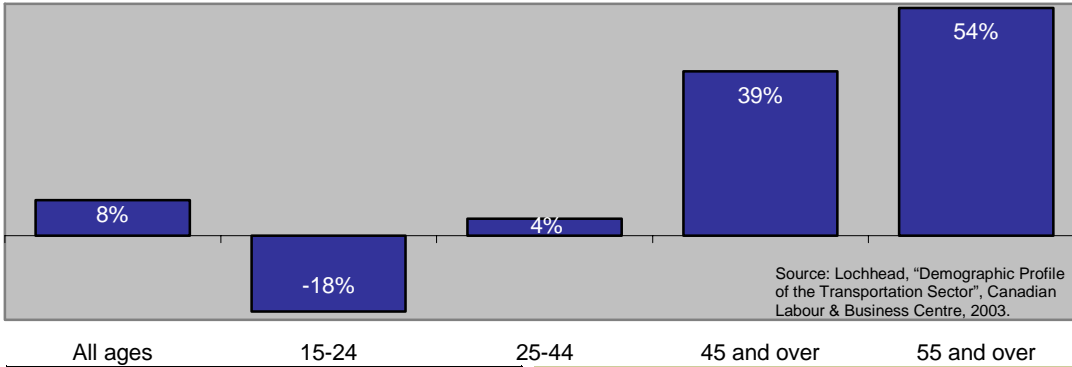
In this Issue:

Transportation

- Industry Trends
- Workforce Profile

Demographic Shift

Transportation employment change by age group, Canada 1997-2002



Source: Lochhead, "Demographic Profile of the Transportation Sector", Canadian Labour & Business Centre, 2003.

A Greying Sector

The demographics of the transportation sector indicate labour shortages are likely to become more prevalent. The oldest group among the transport occupations are equipment operators.

Workplace Hazards

Days lost due to illness and disability in transportation exceed that of other sectors. Occupational health, safety and wellness practices will need greater attention as the workforce ages further.

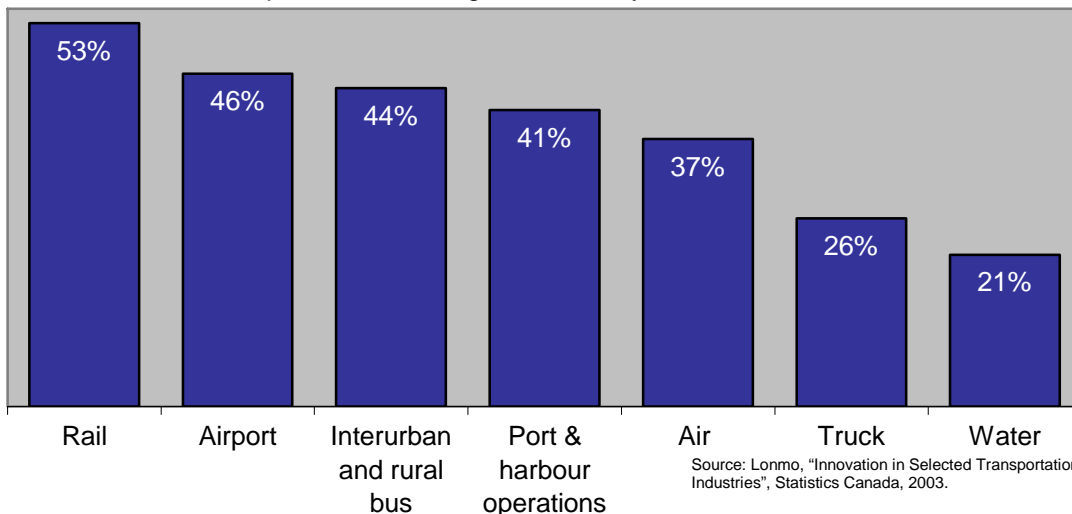
**Top Transportation Sectors
Elgin-Middlesex-Oxford, 2001**

Sector	Employment
Truck transportation	6,490
Transit and ground passenger	2,360
Postal service	1,590
Couriers and messengers	1,200
Transportation support activities	1,045
Air transportation	595
Rail transportation	535
All Transportation	13,870

Source: 2001 Census Data, Statistics Canada

Innovation

Share of companies introducing innovation by sector, Canada 2001-2003



Source: Lonmo, "Innovation in Selected Transportation Industries", Statistics Canada, 2003.

New Methods

Rail transportation leads in the frequency of innovation. Innovative practices were more common than innovative products in all sectors except interurban and rural transportation.

Trucking Trends

• **Drivers wanted**
More than 53% of exports to the United States and 78% of all imports were shipped by truck in 2004. But because of the sector's steady growth, an aging workforce, and the declining popularity of the occupation, the industry may soon face a shortage of qualified truckers.

• **Outsourcing**
While truckers were evenly distributed between private and for-hire companies in 1987, almost the entire growth since has been by for-hire companies. This appears to be the result of outsourcing.

• **Seniority**
Seniority appears to play a minor role in trucking, especially in the for-hire portion. While inexperienced workers face some barriers to entry, those who are hired reach wage ceilings quickly.

• **Growing proportion of immigrants**
The number of immigrant truck drivers rose by 88% between 1991 and 2001. Even so, the proportion of immigrants in trucking remained below the 20% average of all occupations.

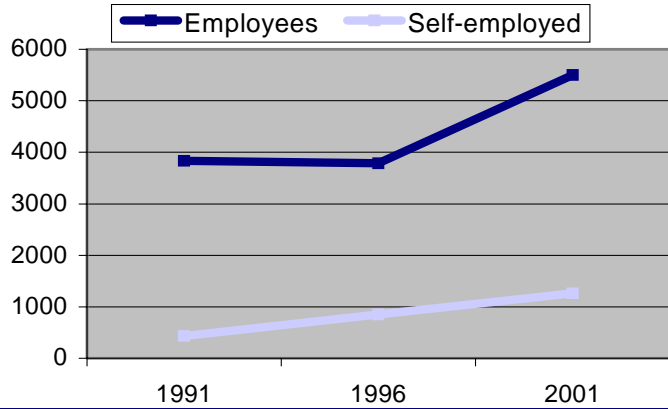
Source: Dube and Pilon, "On the road again", Statistics Canada Perspectives, January, 2006.



For more information please contact The Local Training Board at:
705 Consortium Court, London ON N6E 2S8 (519) 672-3499 info@localboard.

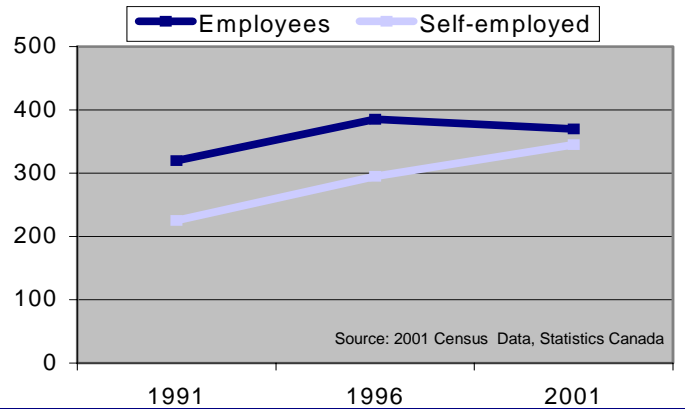
Trucking employment change

Elgin, Middlesex, Oxford 1991-2001



Taxi-Limo employment change

Elgin, Middlesex, Oxford 1991-2001



Where most truckers work for a company, nearly half of taxi and limo drivers in this region are self-employed.

Transportation Educational Attainments

% distributions by highest education level obtained

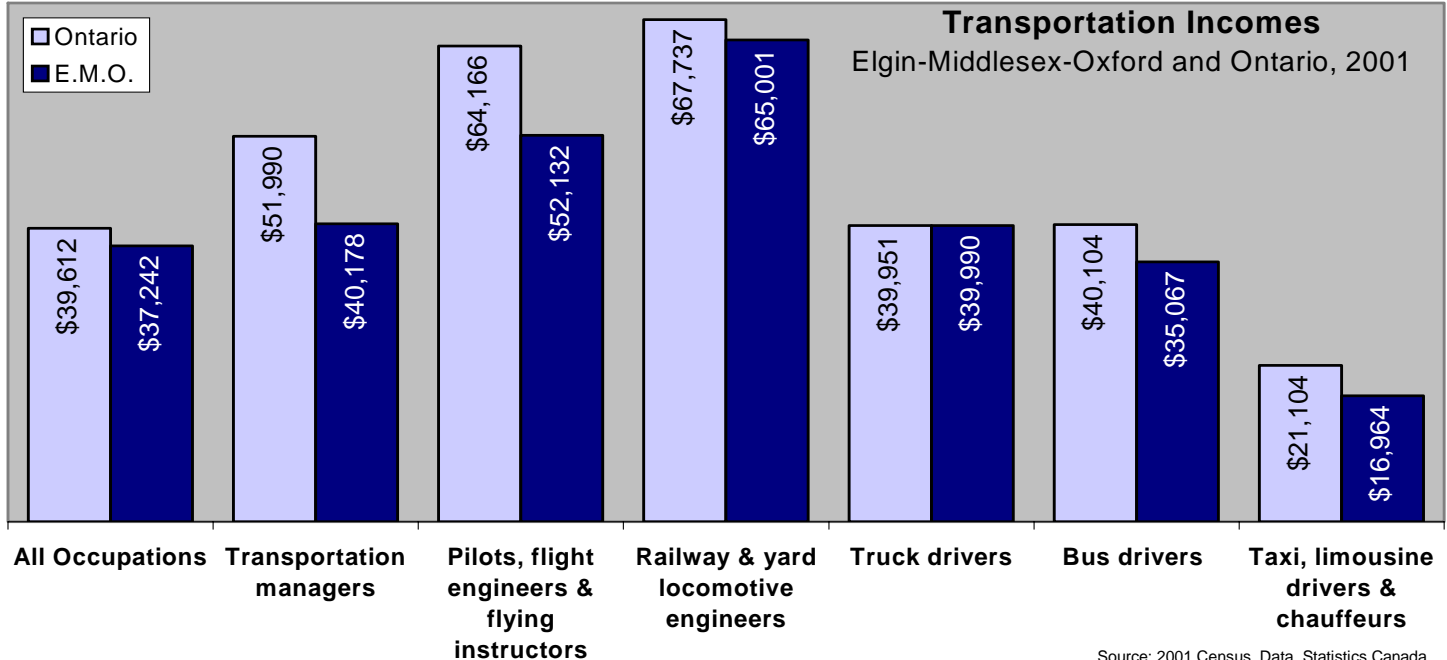
Elgin, Middlesex, Oxford, and Ontario 2001

Source: 2001 Census Data, Statistics Canada

* The first number is for this region; the number in brackets represents Ontario.	All Occupations	Transportation managers	Pilots, flight engineers & flying instructors	Railway & yard locomotive engineers	Truck drivers	Bus drivers	Taxi, limousine drivers & chauffeurs
No high school graduation	21% (19)	25% (18)	9% (3)	11% (19)	43% (43)	35% (32)	27% (30)
High school and/or some post-secondary	29% (27)	32% (31)	16% (16)	49% (33)	26% (29)	31% (36)	30% (32)
Trades certificate	3% (3)	11% (5)	5% (5)	13% (15)	8% (7)	5% (4)	5% (4)
College diploma	31% (29)	28% (28)	59% (58)	23% (29)	21% (19)	24% (24)	26% (21)
University degree	17% (22)	5% (18)	11% (18)	4% (4)	1% (2)	5% (4)	11% (13)

Transportation Incomes

Elgin-Middlesex-Oxford and Ontario, 2001



Source: 2001 Census Data, Statistics Canada

Canada

SEE MORE LABOUR MARKET INFORMATION
ON THE WEB AT WWW.LOCALBOARD.ON.CA

Ontario

THE VIEWS EXPRESSED IN THIS DOCUMENT DO NOT NECESSARILY REFLECT THOSE OF THE GOVERNMENT OF CANADA OR THE GOVERNMENT OF ONTARIO.