

# Workforce Focus

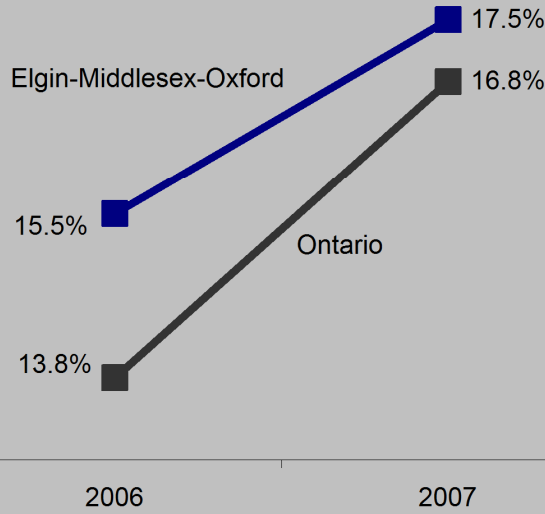
From the Elgin, Middlesex, Oxford, Local Training Board.

**In this Issue:**  
**Small Business and Self-employment**

- Profile
- Trends

## Recent Trends

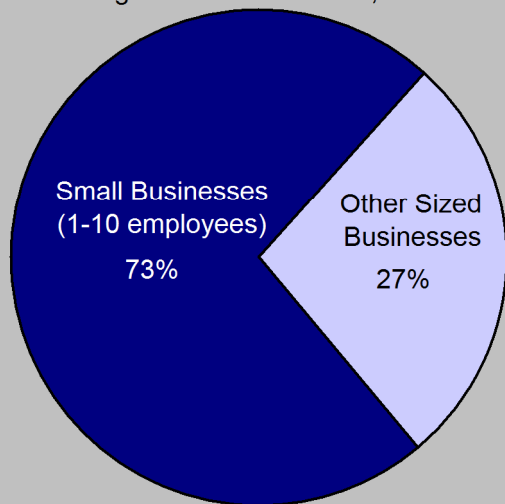
Estimated share of total employment in small businesses  
 (Excludes self-employed)  
 Elgin-Middlesex-Oxford, 2006-2007



Source: Canadian Business Patterns, 2006-07.

## Establishment Composition by Size

Small business share of all local business establishments  
 (Excludes self-employed)  
 Elgin-Middlesex-Oxford, 2007



Source: Canadian Business Patterns, 2007.

## The Nature of Small Business

Small business activity is highly cyclical, usually outpacing the overall economy during periods of an economic recovery, and under-performing the economy during periods of economic weakness. The out-performance of small business in recent years also reflects the fact that small firms were less damaged by the rising dollar than larger companies.

There has been a reduction in the growth orientation of small firms in Canada. Almost 60% of small business owners in Canada consider themselves as “lifestylers” that use their business as a means of generating income, while balancing other commitments and choices.

Source: CIBC, Small business in Canada, Tal, 2006.

## Small Business Share by Sector

Share of establishments employing 1 to 10 people  
 (Excludes self-employed)  
 Elgin-Middlesex-Oxford, 2007

Other Services (except Public Administration)	86%
Real Estate and Rental and Leasing	84%
Agriculture, Forestry, Fishing and Hunting	84%
Professional, Scientific and Technical Services	83%
Health Care and Social Assistance	80%
Construction	80%
Management of Companies and Enterprises	77%
Administrative and Support, Waste Management and Remediation Services	74%
Finance and Insurance	71%
Retail Trade	69%
Transportation and Warehousing	68%
Wholesale Trade	63%
Utilities	63%
Mining and Oil and Gas Extraction	61%
Arts, Entertainment and Recreation	60%
Information and Cultural Industries	60%
Educational Services	56%
Manufacturing	49%
Accommodation and Food Services	47%
Public Administration	11%



The Elgin, Middlesex, Oxford  
 Local Training Board

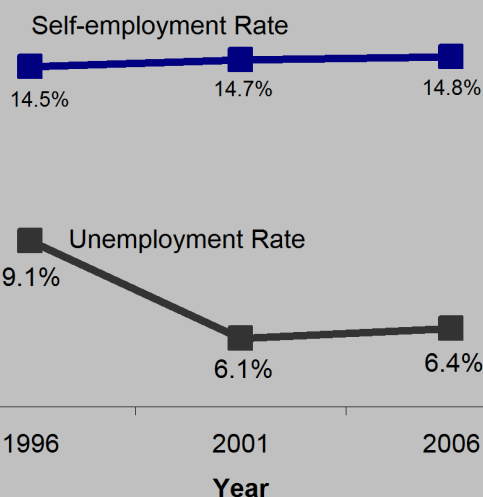
Commission locale de  
 formation pour les comtés  
 d'Elgin, de Middlesex et d'Oxford

For more information please contact The Local Training Board at:  
 705 Consortium Court, London ON N6E 2S8 (519) 672-3499 info@localboard.on.ca

Created by : Dane Rice

## Employment Trends

Self-employment and unemployment rates,  
Ontario 1996, 2001, 2006



Source: Statistics Canada, 1996-2006

## Top Self-employment Occupations

Elgin-Middlesex-Oxford, 2006

Occupation and number of people self-employed

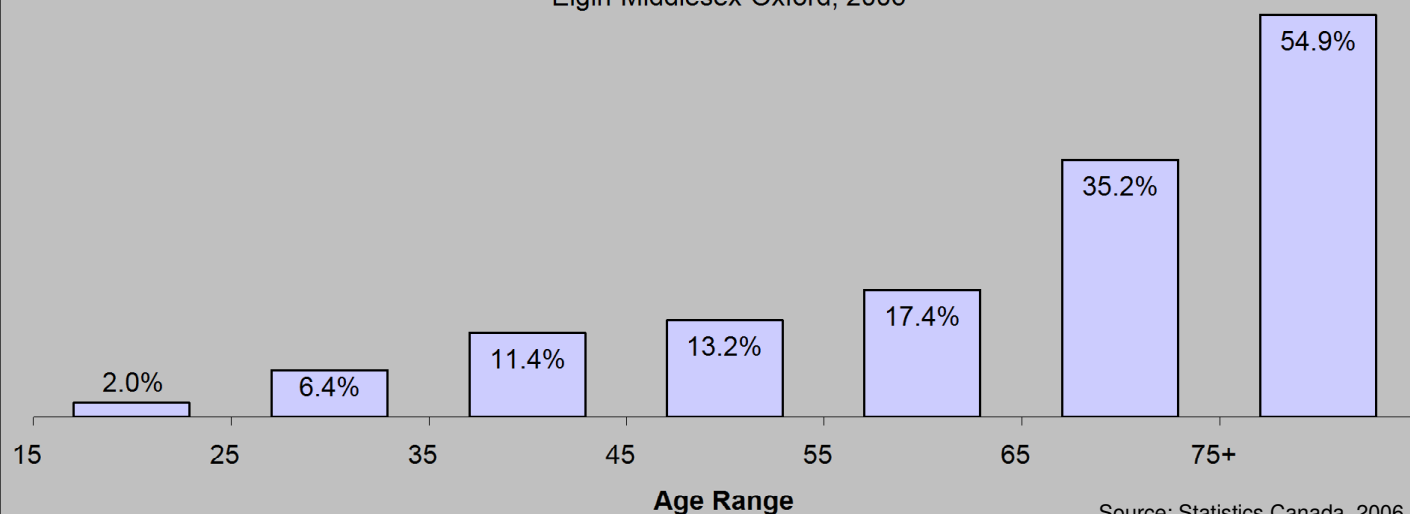
Occupations unique to agriculture, excluding labourers	5,160
Managers in retail trade, food and accommodation services	2,715
Other sales and service occupations	2,595
Construction trades	2,375
Transportation equipment operators and related workers, excluding labourers	1,770
Professional occupations in health	1,650
Other managers	1,575
Professional occupations in business and finance	1,165
Other paralegals, social services workers and occupations in education and religion,	1,075
Judges, lawyers, psychologists, social workers, ministers of religion, and policy and program officers	1,020

Individuals tend to enter self-employment when economic conditions are better. Ontario's self-employment rate has remained quite stable, despite a lower un-employment rate. This is likely due to a balance in the number of people entering self-employment due to a healthy economy, and declining employment in agriculture where self-employment is very common. If economic conditions deteriorate, some people may be pushed into self-employment because of poor job opportunities, but just as many could be pushed out, as self-employment and small business is vulnerable to decreases in consumer spending.

Source: Bank of Canada, Kamhi and Leung, 2005.

## Self-employment Rate by Age

Elgin-Middlesex-Oxford, 2006



Source: Statistics Canada, 2006.

Self-employment remains more prominent among older workers. Higher levels of experience, skills, capital and contacts, work to pull many older workers into this avenue of employment. Another factor is that older displaced workers may have more difficulty than younger ones in finding paid employment, leaving self-employment as the only alternative.

Source: Canadian Labour Market, Drost and Hird, 2000.

SEE MORE LABOUR MARKET INFORMATION ON THE WEB AT  
[WWW.LOCALBOARD.ON.CA](http://WWW.LOCALBOARD.ON.CA)

**EMPLOYMENT  
ONTARIO**

THE VIEWS EXPRESSED IN THIS DOCUMENT DO NOT NECESSARILY REFLECT THOSE OF  
THE GOVERNMENT OF ONTARIO.