

# Workforce Focus

From the Elgin, Middlesex, Oxford, Local Training Board.

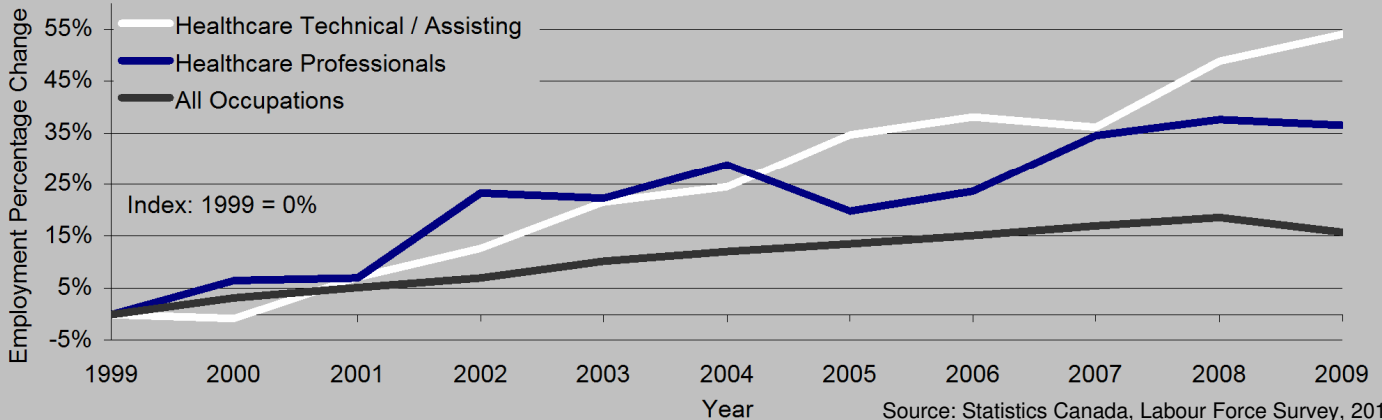
**In this Issue:**

**Healthcare**

- Employment Trend, Labour Pool, Tenure
- Composition, Retirements, Diversity

## Employment Trend

Ontario Health Care Occupations and All Occupations, 1999 to 2009



Source: Statistics Canada, Labour Force Survey, 2010.

A decade ago, the workforces of healthcare professionals and technical / assisting workers were nearly equal in size. Since then, technical / assisting workers have grown by 54%, while professionals (which includes registered nurses) have grown by 37%. Each group of healthcare workers has outgrown the provincial average, and technical / assisting occupations have continued to expand even in the recent economic downturn.

## Labour Pool

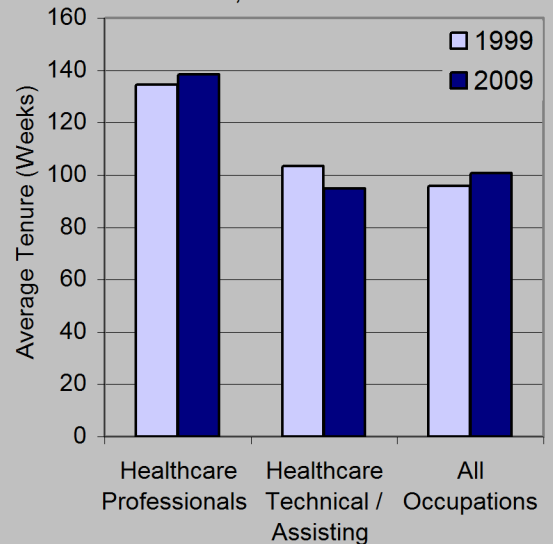
Major labour forces with a degree, certificate or diploma in healthcare fields: Ontario, 2006

Nursing	156,645
Health aides/attendants/orderlies	51,730
Dental support services and allied professions	32,540
Health and medical administrative services	26,825
Medicine (MD)	22,485
Allied health and medical assisting services	18,230
Allied health diagnostic, intervention, treatment professions	18,180
Clinical/medical laboratory science and allied professions	17,535
Health services/allied health/health sciences, general	15,190
Rehabilitation and therapeutic professions	14,350
Pharmacy, pharmaceutical sciences and administration	12,940
Somatic bodywork and related therapeutic services	7,380
Medical scientist (MSc, PhD)	7,220
Dentistry (DDS, DMD)	6,310
Medical residency programs	6,130
Mental and social health services and allied professions	5,140
Public health	4,140
Communication disorders sciences and services	3,565
Veterinary medicine (DVM)	3,520
Ophthalmic and optometric support services professions	3,335
Chiropractic (DC)	3,135

Source: Statistics Canada, Census Data, 2006.

## Tenure Rates

Health Care Occupations and All Occupations Ontario, 1999 and 2009



The average tenure (length with one employer) of healthcare professionals is 139 weeks while the average for technical / assisting workers is 95 weeks, having slipped to just below the 101 week average of all occupations.

Source: Statistics Canada, Labour Force Survey, 2010.

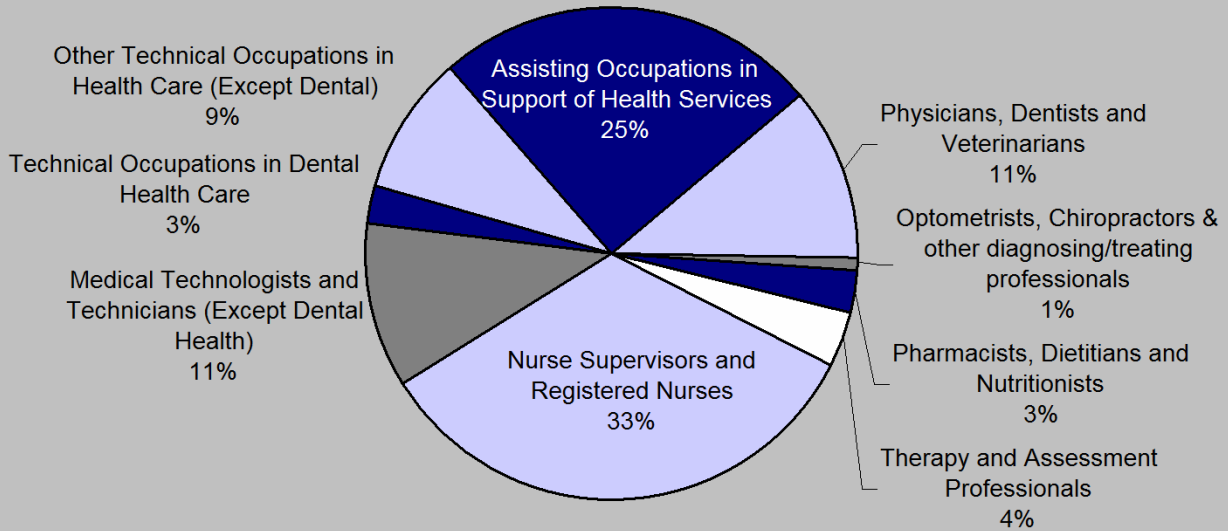


For more information please contact The Local Training Board at:  
705 Consortium Court, London ON N6E 2S8 (519) 672-3499 info@localboard.on.ca

Created by : Dane Rice

## Health Care Employment Composition

Elgin-Middlesex-Oxford, 2006



Source: Statistics Canada, Census Data, 2006.

There are approximately 20,720 workers in this region's healthcare sector. 6,950 of these work as nurse supervisors and registered nurses while 5,225 work in the assisting occupations which includes dental assistants, nurse aides, orderlies and patient service associates.

### High Retirements Elgin-Middlesex-Oxford

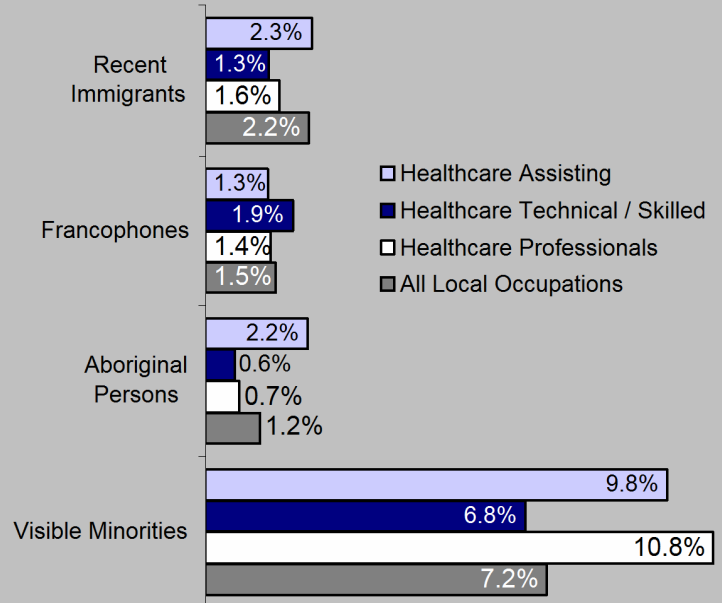
Sector	Forecasted retirements 2006 to 2016	Retirement Rate 2006 to 2016
<b>All local occupations</b>	<b>34,805</b>	<b>12.3%</b>
Registered nurses	1,515	22.6%
Nurse aides, orderlies and patient service associates	480	13.7%
Licensed practical nurses	360	40.7%
Medical laboratory technologists and pathologists' assistants	150	27.5%
General practitioners and family physicians	105	11.1%
Medical laboratory technicians	90	15.1%
<b>All local healthcare occupations</b>	<b>3,520</b>	<b>17.0%</b>

The local healthcare sector collectively has a much higher than average retirement rate. Occupations with the highest forecasted retirement volumes are listed above.

Source: Statistics Canada, Census Data, 2006.

### Diversity

Population Groups Share of Workforces  
Elgin-Middlesex-Oxford, 2006



Visible minorities have a relatively high presence in professional healthcare as they comprise 10.8% of this workforce compared to the 7.2% they comprise on average.

Source: Statistics Canada, Census Data, 2006.

**SEE MORE LABOUR MARKET INFORMATION ON THE WEB AT  
WWW.LOCALBOARD.ON.CA**

**EMPLOYMENT  
ONTARIO**

THE VIEWS EXPRESSED IN THIS DOCUMENT DO NOT NECESSARILY REFLECT THOSE OF  
THE GOVERNMENT OF ONTARIO.