

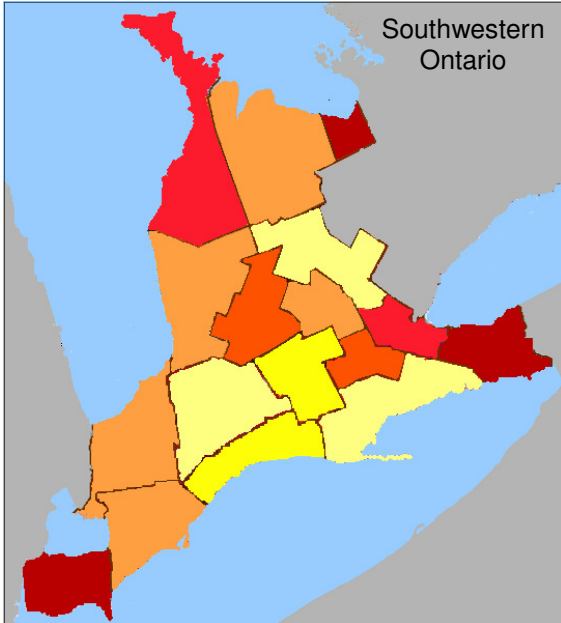
Workforce Focus

From the Elgin, Middlesex, Oxford, Local Training Board.

In this Issue:
Census Release

- Labour
- Education

Labour



Manufacturing

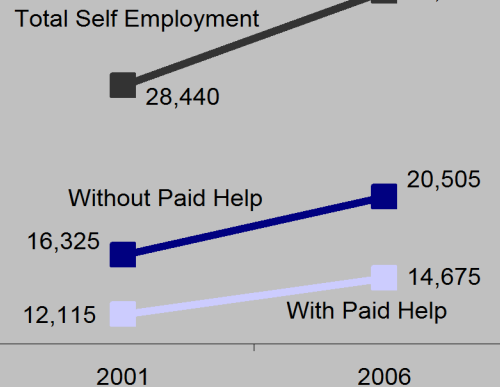
Employment Change by Census Division 2001-2006

- 5.0 to 9.9%
- 0.0 to 4.9%
- 0.1 to -5.0%
- 5.1 to -10.0%
- 10.1 to -15.0%
- 15.1 to -20.0%

Manufacturing fared better in this region than in the rest of Southwestern Ontario from 2001 to 2006. Though Middlesex manufacturing was stagnant, 7% growth occurred in Elgin and Oxford.

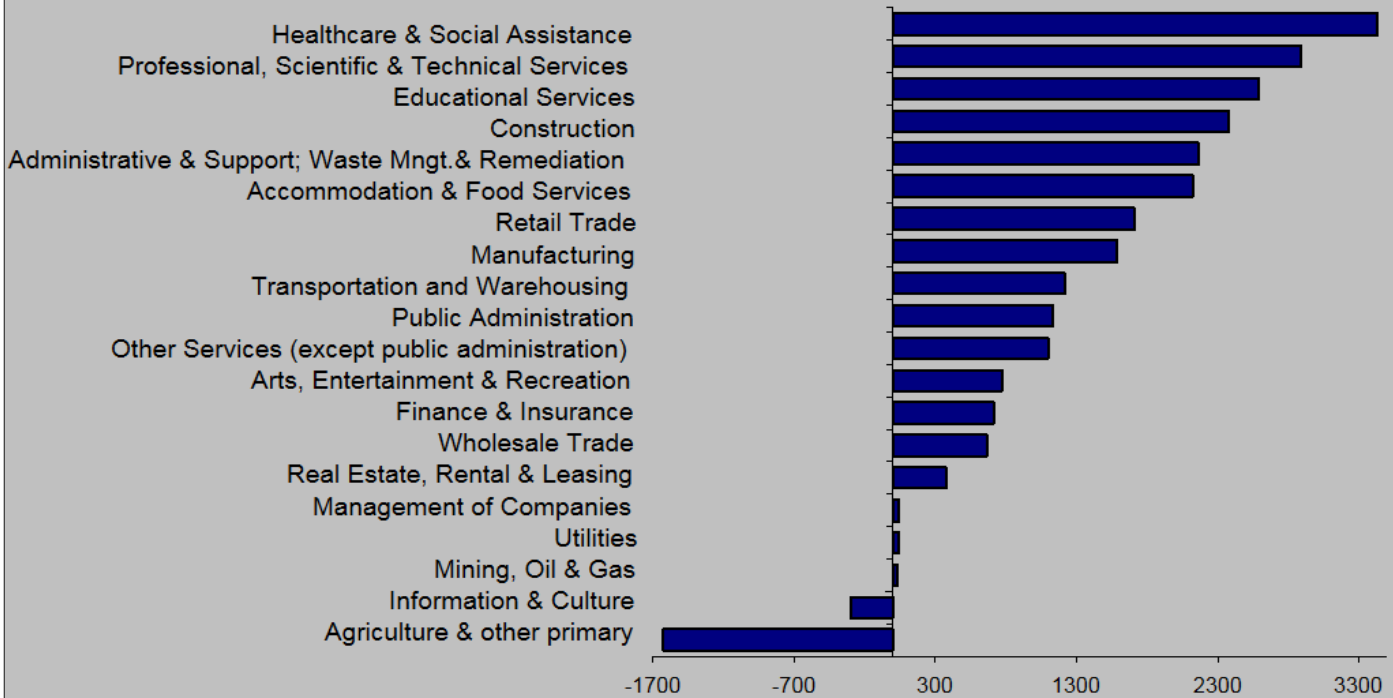
Self Employment Change

Elgin-Middlesex-Oxford, 2001-2006



Self employment in this region grew significantly between 2001 and 2006, outpacing the overall economy. 11% of the area's workers are now self employed.

Employment Change by Industry, Elgin-Middlesex-Oxford, 2001-2006



Healthcare and social assistance led this region's employment growth with 3,435 new jobs between 2001 and 2006.



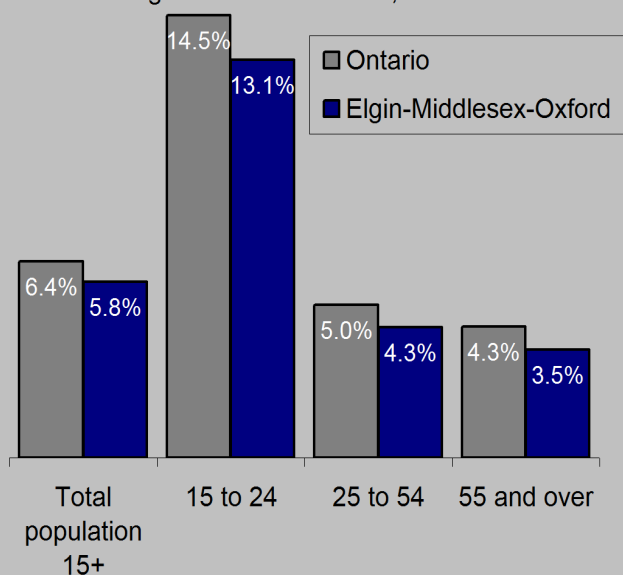
For more information please contact The Local Training Board at:
705 Consortium Court, London ON N6E 2S8 (519) 672-3499 info@localboard.on.ca

Created by : Dane Rice

Labour

Unemployment by Age Group

Elgin-Middlesex-Oxford, 2006



Unemployment rates in this region are slightly lower than provincial averages for all age groups. Youth age 15 to 24 continue to have an unemployment rate double that of the total population.

Most Prevalent Occupations

Elgin-Middlesex-Oxford, 2006

Men		Women	
Other sales and service	7%	Clerical	14%
Transportation equipment operators and related workers, excluding labourers	6%	Other sales and service	10%
Manufacturing assemblers	6%	Retail salespersons and sales clerks	6%
Trades helpers, construction, and transportation labourers and related occupations	5%	Teachers and professors	6%
Clerical	5%	Nurse supervisors and registered nurses	4%

Employment amongst this region's women is more concentrated than men, as 14% of women work in clerical occupations and 10% in other sales and service. The most prevalent occupation for men is other sales and service, employing 7%.

Aging Industries

Elgin-Middlesex-Oxford, 2006

Top industries by share of workforce over 55

Real Estate and Rental and Leasing	33%
Management of Companies and Enterprises	33%
Agriculture and other primary	30%
Transportation and Warehousing	23%
Educational Services	20%
Other Services (except Public Administration)	19%
Professional, Scientific and Technical Services	19%
Wholesale Trade	17%
All Industries	16%

Real estate and rental and leasing along with management of companies are the oldest industries in this region. The local transportation and warehousing sector is significantly older than the provincial average where 18% of the workforce is over age 55.

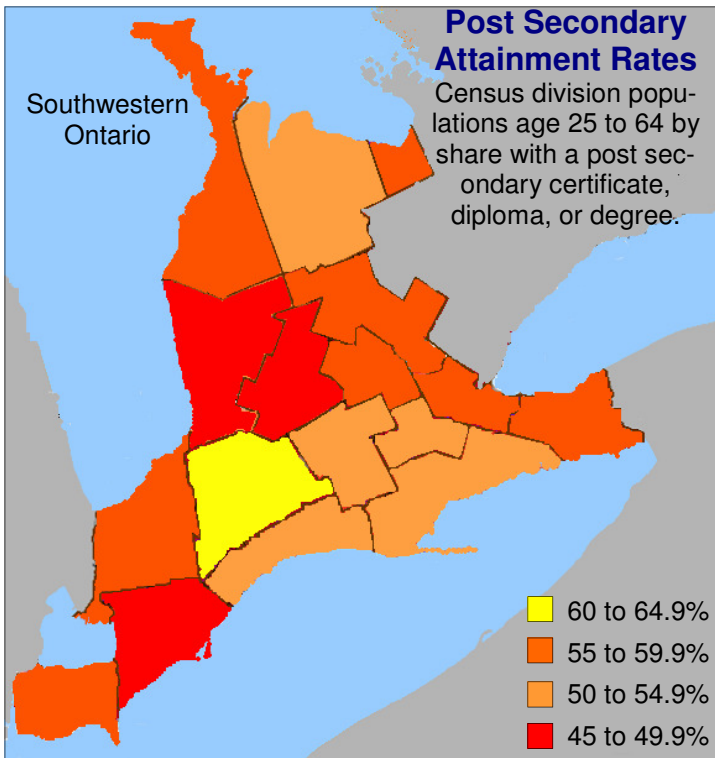
Income Composition

Employment by occupational wage group
Elgin-Middlesex-Oxford, 2006

	Elgin-Middlesex-Oxford	Ontario
High Income occupations	15%	17%
Moderately above average occupations	19%	20%
Moderately below average occupations	53%	51%
Low income occupations	13%	11%

Similar to Ontario, a majority of this region's workforce is employed in occupations that typically pay moderately below the region's income average. A lower share of Elgin-Middlesex-Oxford's workforce is employed in high income occupations compared to the province.

Education



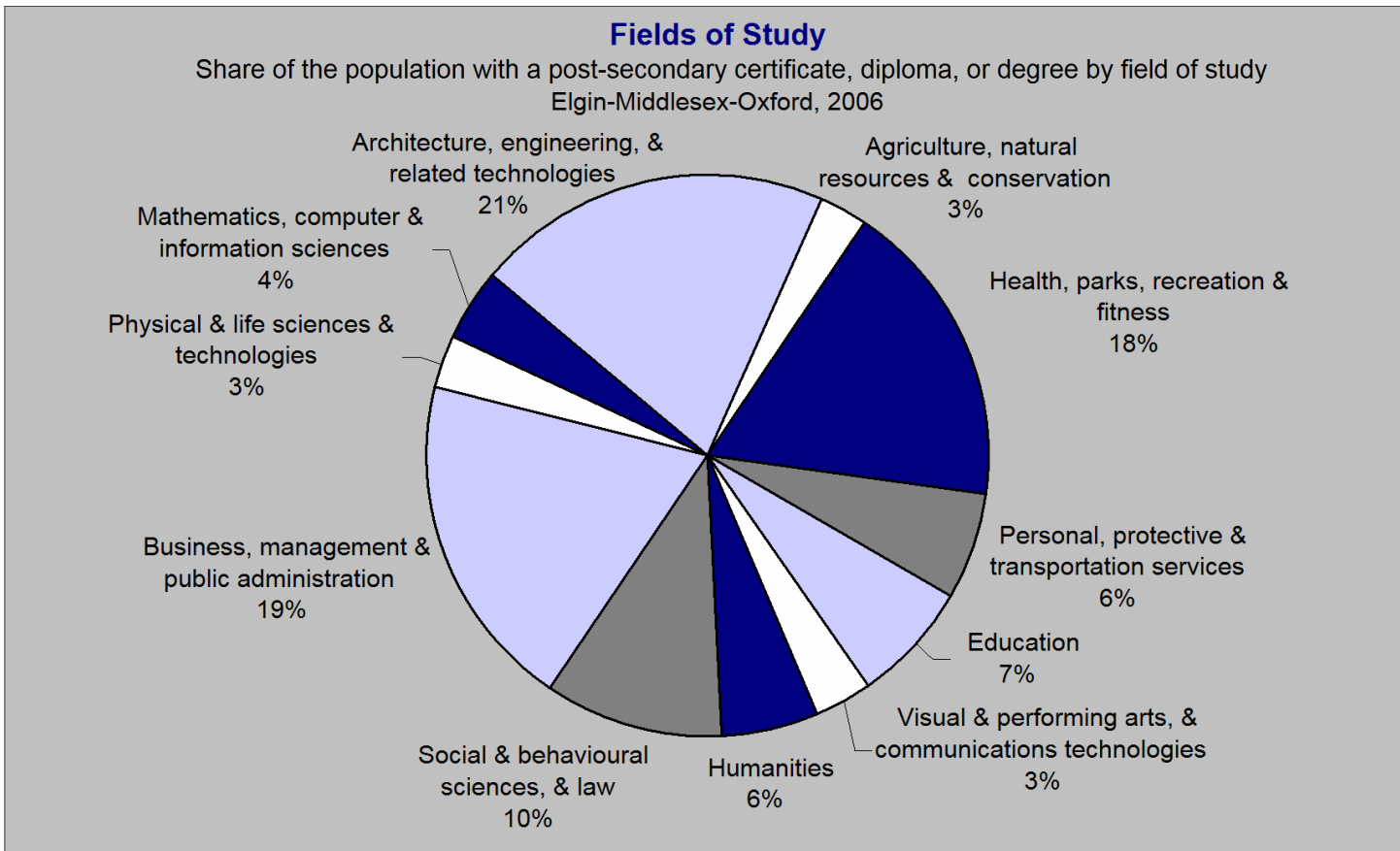
61% of Middlesex's working age population (25-64) has a post-secondary certificate, diploma or degree, matching the Ontario average. Elgin and Oxford's rate is 50%.

Unemployment by Educational Fields

For graduates of post secondary certificate, diploma, or degrees programs.
Elgin-Middlesex-Oxford, 2006

Agriculture, natural resources & conservation	3.1%
Education	3.3%
Health, parks, recreation & fitness	3.3%
Personal, protective & transportation services	3.9%
Architecture, engineering, & related technologies	4.0%
Business, management & public administration	4.4%
Social & behavioral sciences, & law	4.7%
Physical & life sciences & technologies	4.8%
Humanities	5.7%
Visual & performing arts, & communications technologies	6.2%
Mathematics, computer & information sciences	6.3%

Graduates of the agriculture, natural resources and conservation field have the lowest unemployment rate in Elgin-Middlesex-Oxford.

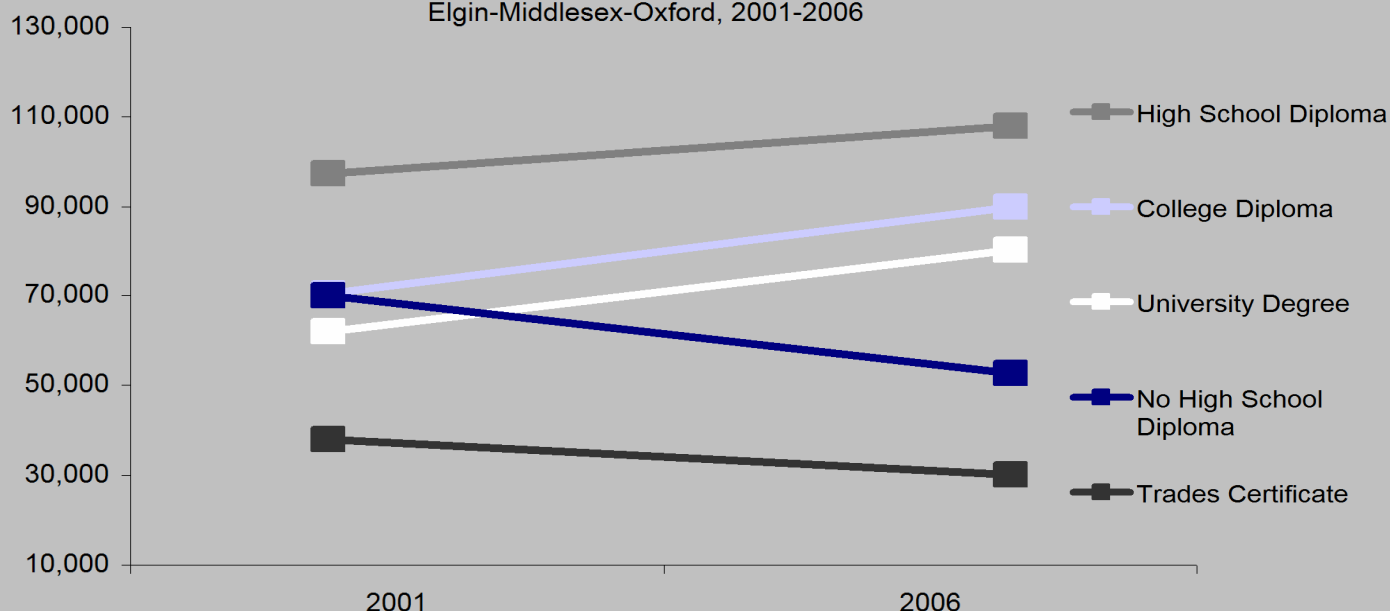


Like Ontario, Architecture, engineering and related technologies is the leading field of study for this region's graduates at 21%. There is a high share of business, management and public administration graduates in this region.

Education

Educational Attainment Change

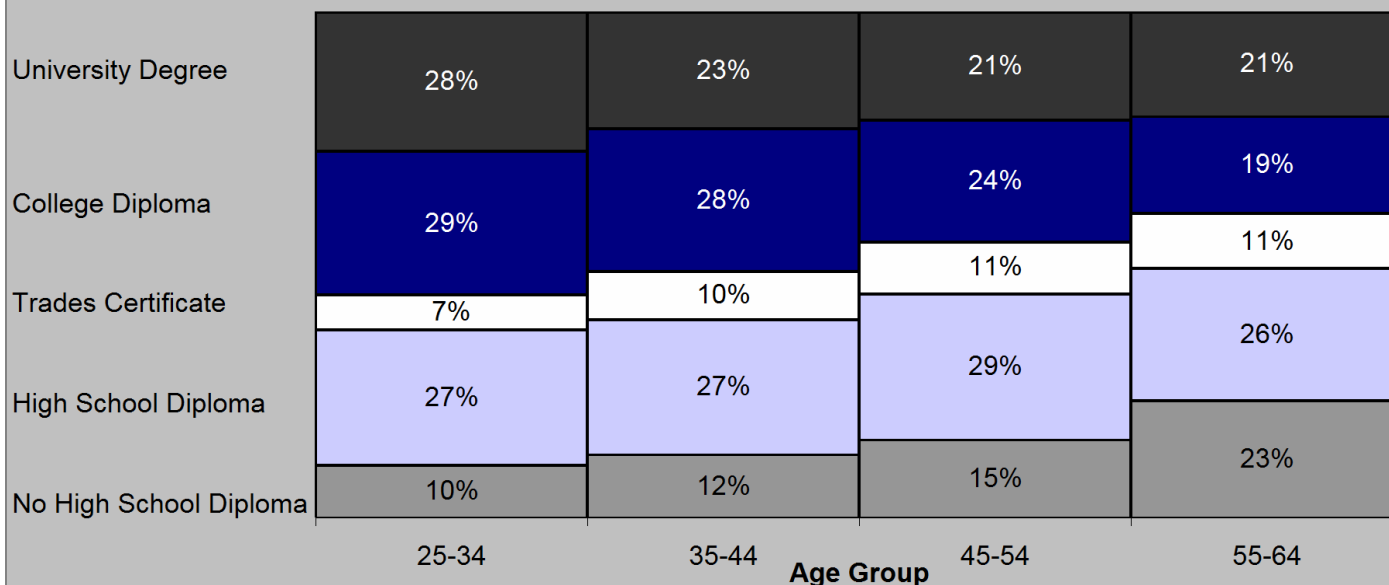
Ages 20-64 by highest educational attainment
Elgin-Middlesex-Oxford, 2001-2006



This region's population without a high school diploma has decreased significantly while those with a trades certificate has dropped slightly. The number of high school, college and university graduates has increased.

Educational Attainment by Age Group

Elgin-Middlesex-Oxford, 2006



The share of university and college graduates is higher for this region's younger generation, while the share with a trades certificate is lower. There is a greater balance here between college and university graduates than provincially.

The source of all figures used in this issue is Statistics Canada Census Data

**SEE MORE LABOUR MARKET INFORMATION ON THE WEB AT
WWW.LOCALBOARD.ON.CA**

**EMPLOYMENT
ONTARIO**

THE VIEWS EXPRESSED IN THIS DOCUMENT DO NOT NECESSARILY REFLECT THOSE OF
THE GOVERNMENT OF ONTARIO.