

Workforce Focus

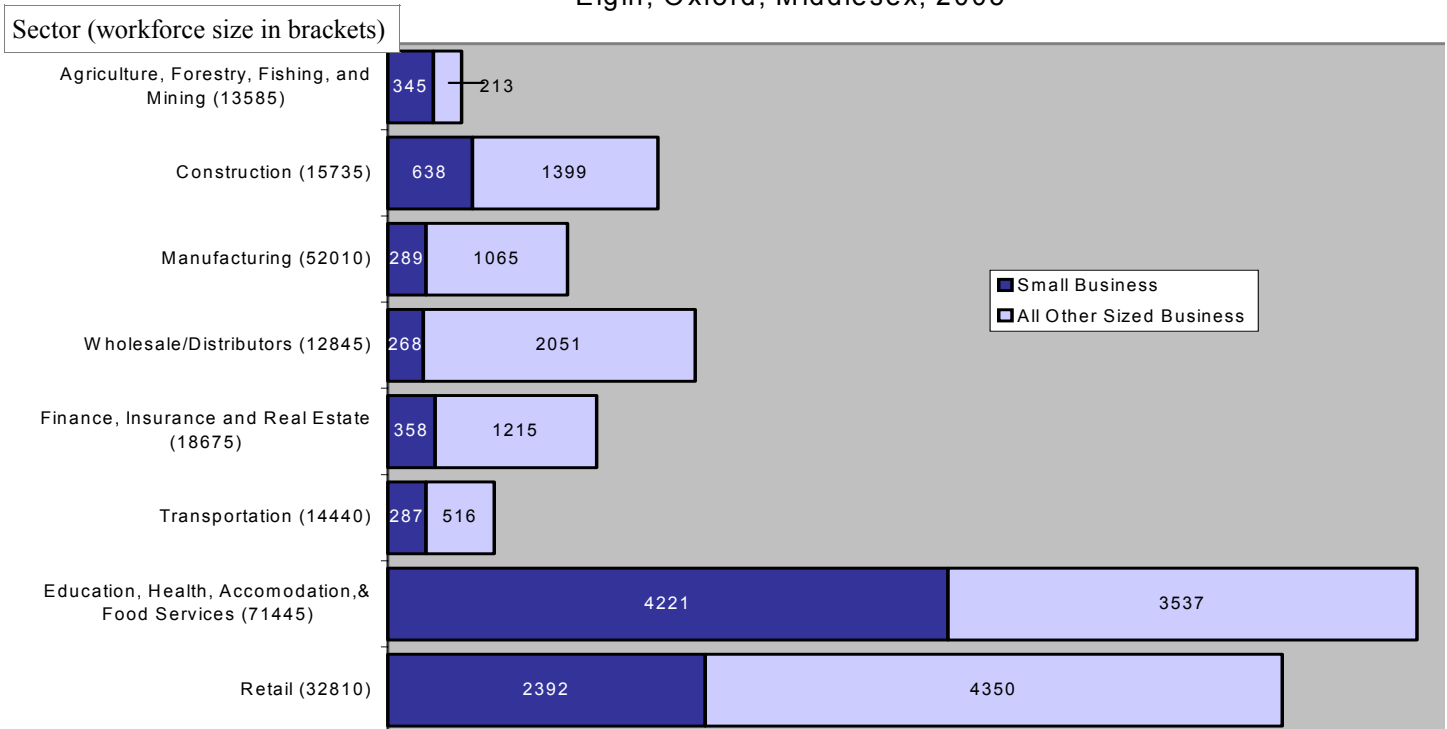
From the Elgin, Middlesex, Oxford, Local Training Board.

In this Issue:
Small Business and Self Employment
 • Regional Comparisons
 • Sector Profiles

How Small? The definition of a small business used in the following figures is that which has less than 10 employees and an annual sales volume under \$500,000.

Small Business Establishments Contribution by Sectors

Elgin, Oxford, Middlesex, 2005



Source: 2005 InfoCanada Directory

Small Business establishments by Region

Region	Small Business	All Business	Small Business Rate
London	4529	12675	35.7%
Strathroy	233	574	40.6%
The rest of Middlesex	616	1481	41.6%
St Thomas	520	1311	39.7%
The rest of Elgin County	508	1190	42.7%
Woodstock	526	1392	37.8%
Ingersoll	166	419	39.6%
Tillsonburg	277	687	40.3%
The rest of Oxford County	347	914	38.0%
Ontario	163245	438296	37.2%

Source: 2005 InfoCanada Directory

Examining small business' role

Two sectors have small businesses making up the majority of all establishments. They are agriculture, forestry, fishing and mining at 62% small business, and education, health, accommodation, and food services at 54%. Wholesale/distributors only have 12% of the sectors establishments classified as small business and manufacturing is also low at 21%.

By far the most concentrated sector is manufacturing with an average business of 38 employees. Retail is lightly concentrated with just under 5 employees per business.

Regional contribution of small business

The small business rate throughout the region is quite close to the provincial average of just over 37%. London has the lowest share of small business at 35.7%

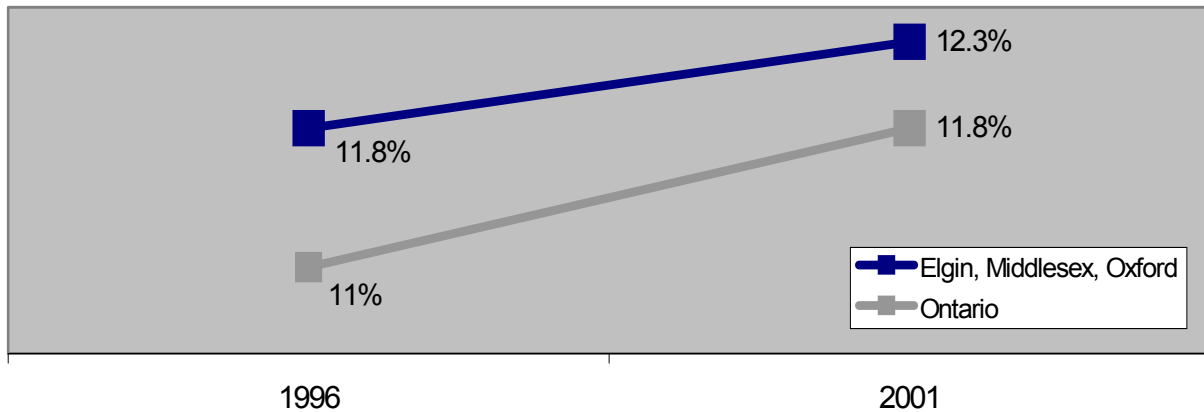


For more information please contact The Local Training Board at:
 705 Consortium Court, London ON N6E 2S8 (519) 672-3499 info@localboard.on.ca

Who is self employed?

Statistics Canada defines self employment as working owners of an incorporated or unincorporated business, persons who work on their own account but do not have a business, and persons who work without pay in a family business.

Self Employment Rates



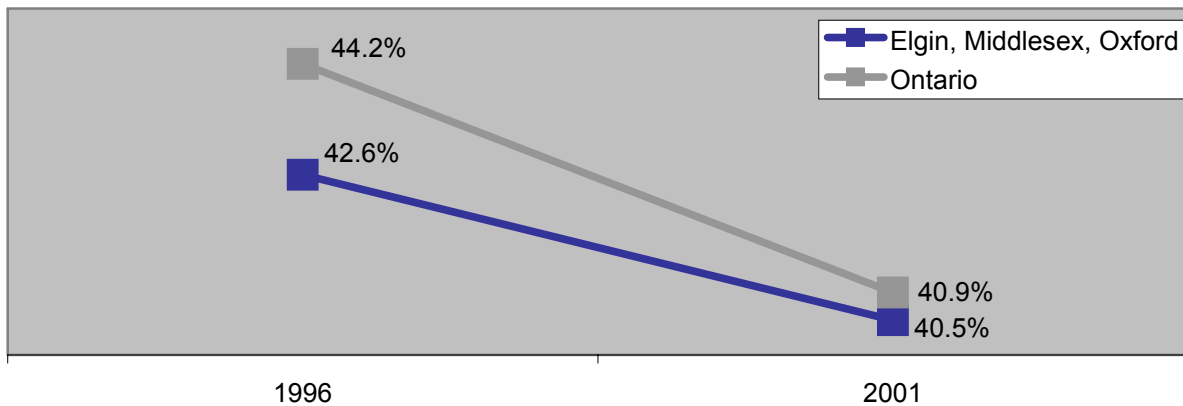
Source: 2001 Census Data, Statistics Canada

Self employment rate rises

The self employment rate continues to be slightly higher in this region than that of the province as whole. Both this region and the province experienced slight gains in the self employment rate from 1996-2001. Increases in self employment generally support overall employment growth. There have only been three years in the last 33 that net self employment declined in Canada.

Source: Statistics Canada

Employer Rates



Source: 2001 Census Data, Statistics Canada

The Employer Rate

The employer rate is the number of self employed people with paid help, as a percentage of all self employed. This can include the business owner if they are on their own payroll. The employer rate declined in both this region and the province from 1996-2001. Interestingly, self employment has risen during this time. This means more self employed are going it alone without bringing on paid staff.

Canada

SEE MORE LABOUR MARKET INFORMATION
ON THE WEB AT WWW.LOCALBOARD.ON.CA

Ontario